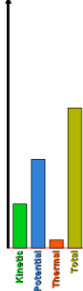


Energy (J)



## The Skate Basic Park – Intro to Energy Potential and Kinetic PhET Lab

### Introduction:

When Tony Hawk wants to launch himself as high as possible off the half-pipe, how does he achieve this? The skate park is an excellent example of the **conservation of energy**. The law of conservation of energy tells us that we can never create or destroy energy, but we can change its form. In this lab, we will look at the conversion of energy between *gravitational-potential* energy, work, and *kinetic* (or moving) energy.

Use the internet, your textbook, or notes to define the following key terms:

Kinetic Energy \_\_\_\_\_

Potential Energy \_\_\_\_\_

Mechanical Energy \_\_\_\_\_

Joule \_\_\_\_\_

State, in **your own words**, the **Law of the Conversation of Energy**. \_\_\_\_\_

**Procedure:** *PhET Simulations* → *Play With Sims* → *Physics* → *Energy Skate Park: Basics* Run Now!

**Take some time and play with the skater. Turn on the Bar Graph, Pie Chart, and Speed options.**

How does increasing skater's **mass** change the skater's...

Kinetic Energy? \_\_\_\_\_ Potential Energy? \_\_\_\_\_ Total Energy? \_\_\_\_\_

How does the skater's **kinetic energy** change as he moves **down** the ramp? \_\_\_\_\_

How does the skater's **kinetic energy** change as he moves **up** the ramp? \_\_\_\_\_

How does the skater's **potential energy** change as he moves **down** the ramp? \_\_\_\_\_

How does the skater's **potential energy** change as he moves **up** the ramp? \_\_\_\_\_

How does the skater's **total energy** change as he moves **down** the ramp? \_\_\_\_\_





How does the skater's **total energy** change as he moves **up** the ramp? \_\_\_\_\_

Describe the skater's **kinetic energy** at the bottom of the ramp. \_\_\_\_\_

Describe the skater's **potential energy** at the bottom of the ramp. \_\_\_\_\_


What happens when the skater is dropped onto the ramp from above the ramp? \_\_\_\_\_


Observe the following situations. Draw the possible bar graphs for the situation shown. Compare your results with a nearby lab group, **AFTER** you have completed this section.

 <p>Top of the ramp, stopped for just an instance.</p>	<p>Energy (J)</p> 	 <p>Bottom of the ramp, zooming past the middle.</p>	<p>Energy (J)</p> 
---	---	--	---

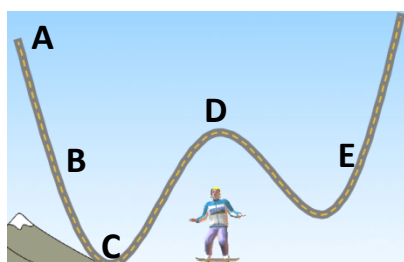
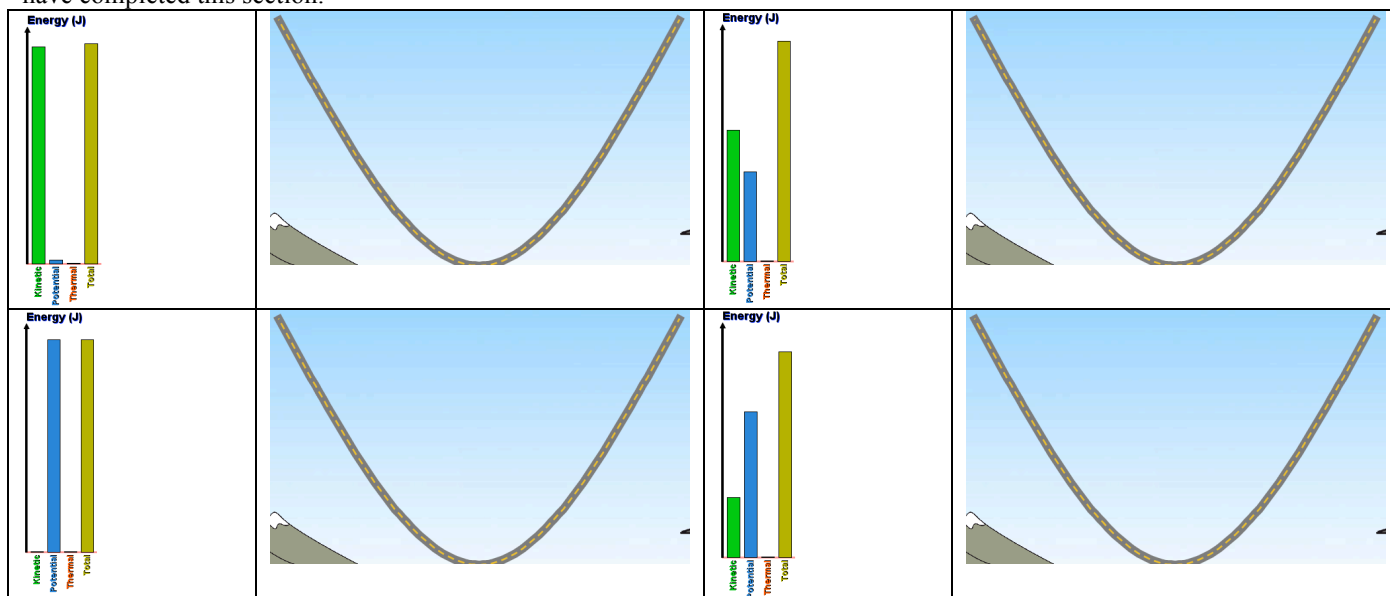


Energy Skate Park: Basics





Draw where the skater might be based on the bar graphs shown. Compare your results with a nearby lab group, AFTER you have completed this section.



← Consider this zany track. What point or points on this track would the skater have ...

The most kinetic energy?

The most potential energy?

The same kinetic energy (two points)  and

**Conclusion Questions:** (circle the correct answers)

- At the highest point kinetic energy is *zero* / *maximum* while the potential energy is *zero* / *maximum*.
- At the lowest point kinetic energy is *zero* / *maximum* while potential energy is *zero* / *maximum*.
- Mass *affects* / *does not affect* the amount of energy.
- As an object falls in gravity, kinetic energy *increases* / *decreases* / *remains the same*.
- As an object falls in gravity, potential energy *increases* / *decreases* / *remains the same*.
- As an object falls in gravity, total energy *increases* / *decreases* / *remains the same*.
- An object travelling faster and faster has a kinetic energy that *increases* / *decreases* / *remains the same*.
- An object travelling faster and faster has a potential energy that *increases* / *decreases* / *remains the same*.
- As an object speeds up, the total energy *increases* / *decreases* / *remains the same*.
- As an object slows down, the total energy *increases* / *decreases* / *remains the same*.